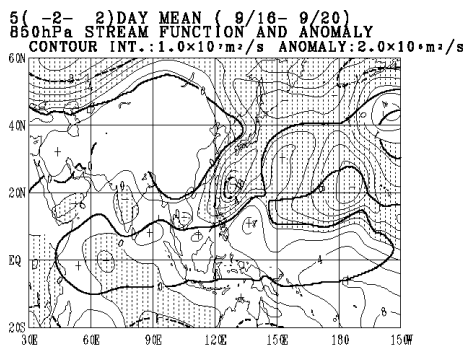
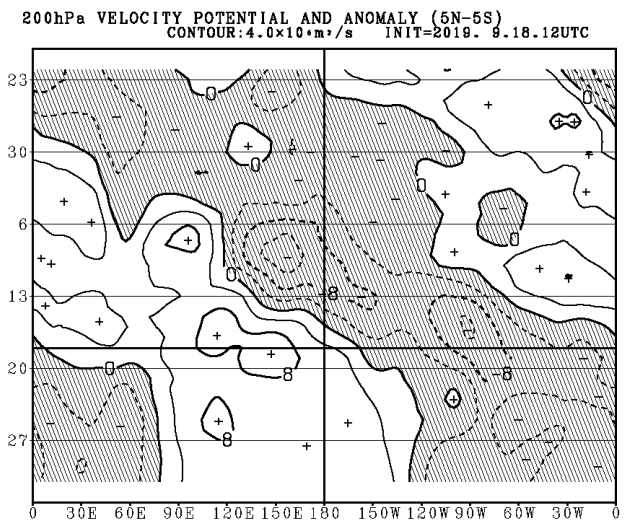
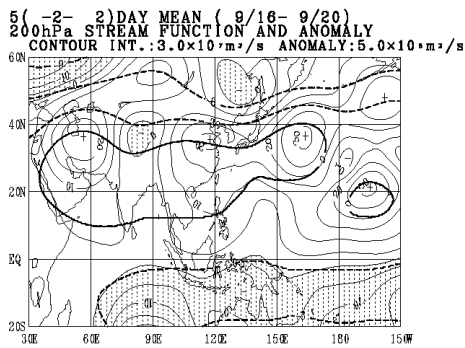
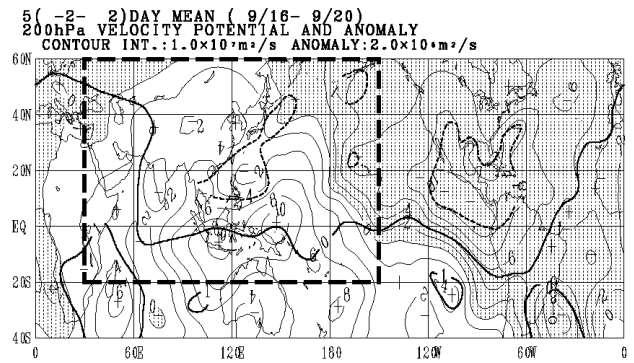
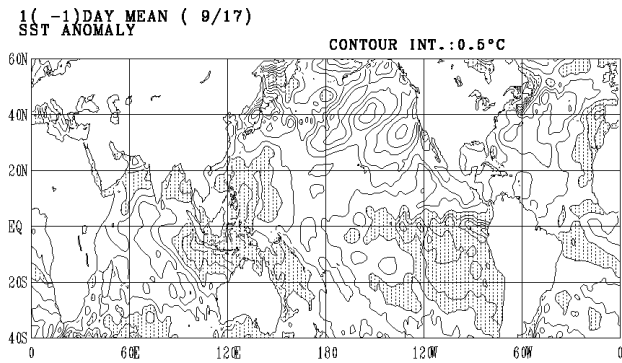
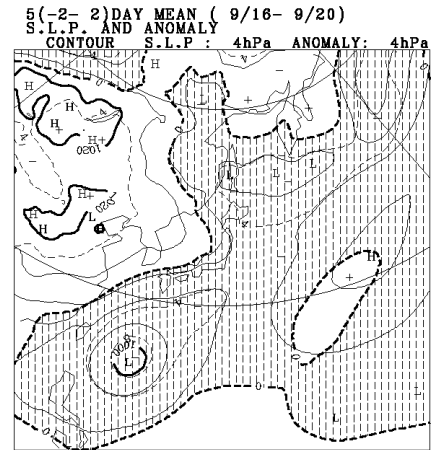
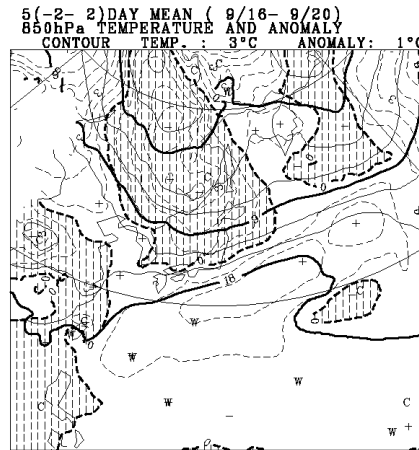
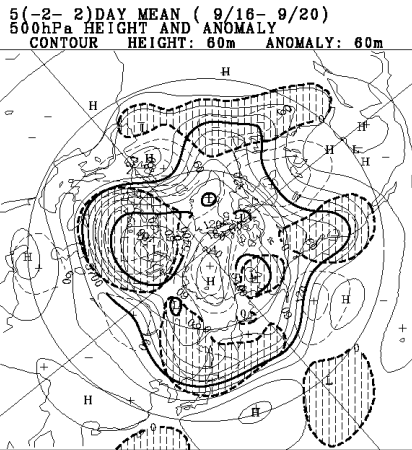
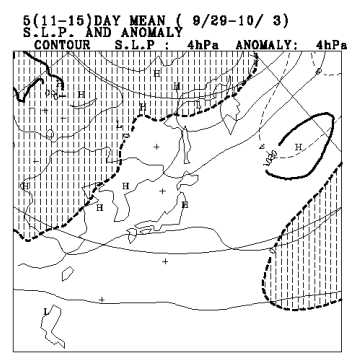
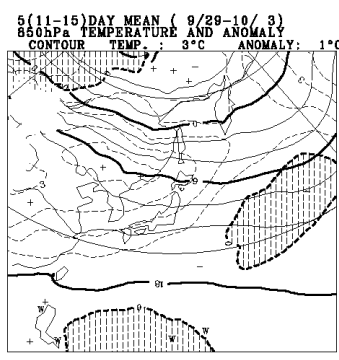
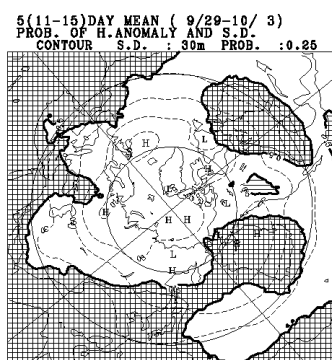
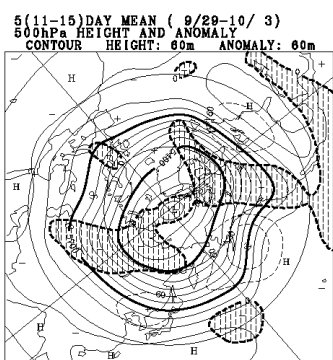
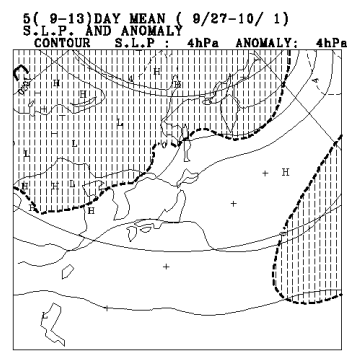
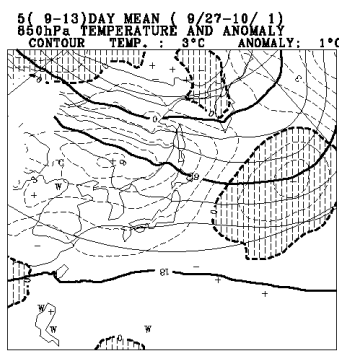
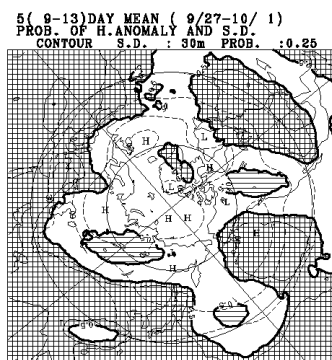
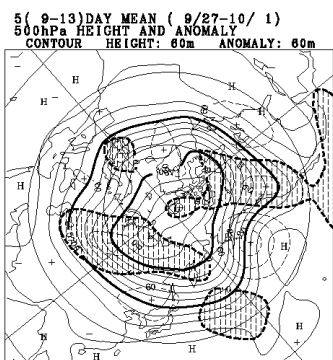
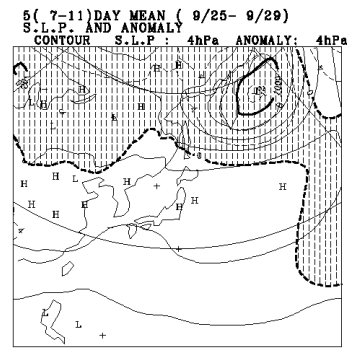
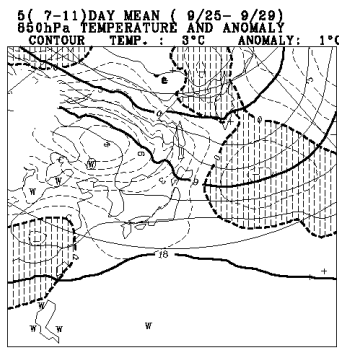
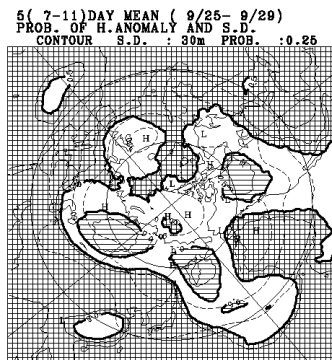
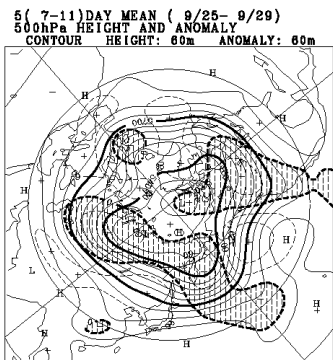
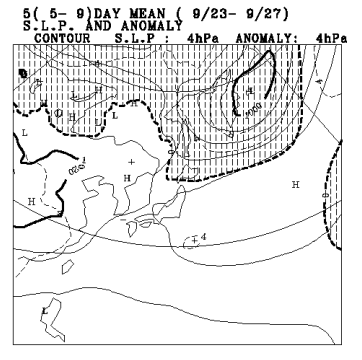
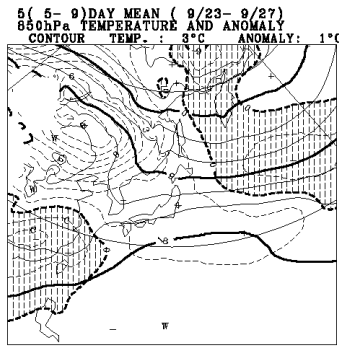
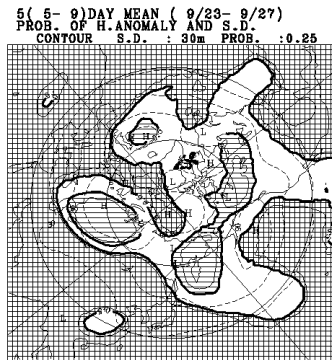
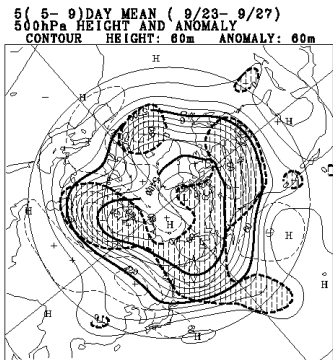
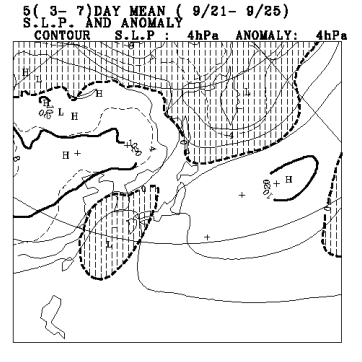
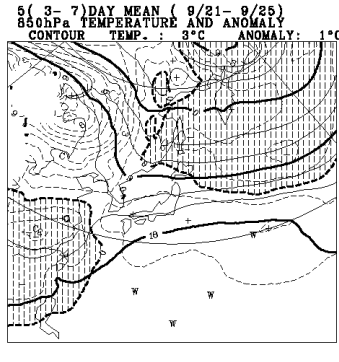
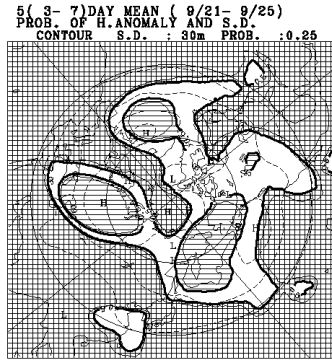
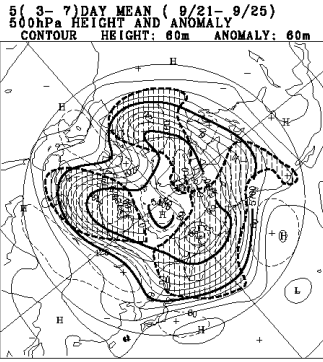


2週間気温予報資料(1) 実況解析図(一部予想図) 初期値: 2019.9.18.12 UTC



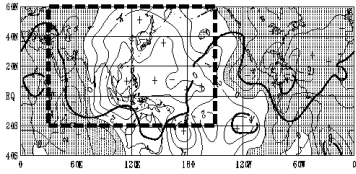
2週間気温予報資料 (2) 北半球予想図・高偏差確率 初期値: 2019. 9.18.12 UTC



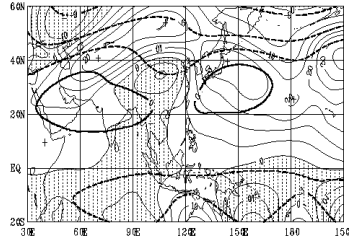
2 週間気温予報資料 (3) 熱帯・中緯度予想図

初期値 : 2019. 9.18.12 UTC

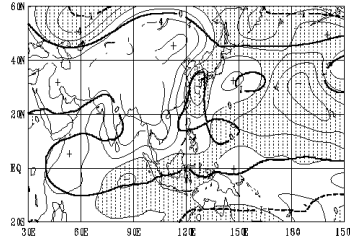
5(3- 7)DAY MEAN (9/21- 9/25)
200hPa VELOCITY POTENTIAL AND ANOMALY
CONTOUR INT.: $1.0 \times 10^6 \text{m}^2/\text{s}$
ANOMALY: $2.0 \times 10^6 \text{m}^2/\text{s}$



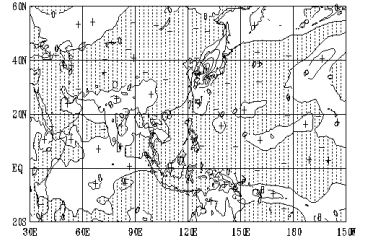
5(3- 7)DAY MEAN (9/21- 9/25)
200hPa STREAM FUNCTION AND ANOMALY
CONTOUR INT.: $3.0 \times 10^6 \text{m}^2/\text{s}$
ANOMALY: $5.0 \times 10^6 \text{m}^2/\text{s}$



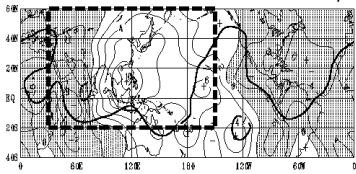
5(3- 7)DAY MEAN (9/21- 9/25)
850hPa STREAM FUNCTION AND ANOMALY
CONTOUR INT.: $1.0 \times 10^6 \text{m}^2/\text{s}$
ANOMALY: $2.0 \times 10^6 \text{m}^2/\text{s}$



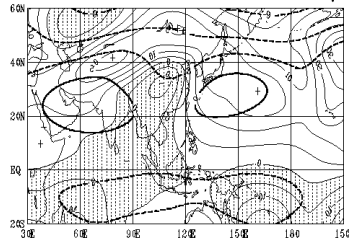
5(3- 7)DAY MEAN (9/21- 9/25)
PRECIPITATION ANOMALY
CONTOUR INT.: 8.0mm/day



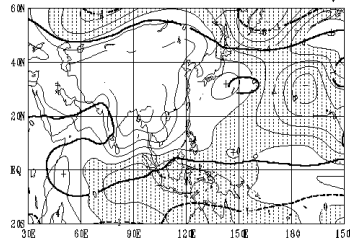
5(5- 9)DAY MEAN (9/23- 9/27)
200hPa VELOCITY POTENTIAL AND ANOMALY
CONTOUR INT.: $1.0 \times 10^6 \text{m}^2/\text{s}$
ANOMALY: $2.0 \times 10^6 \text{m}^2/\text{s}$



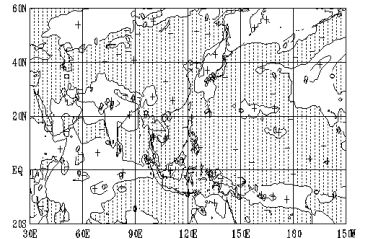
5(5- 9)DAY MEAN (9/23- 9/27)
200hPa STREAM FUNCTION AND ANOMALY
CONTOUR INT.: $3.0 \times 10^6 \text{m}^2/\text{s}$
ANOMALY: $5.0 \times 10^6 \text{m}^2/\text{s}$



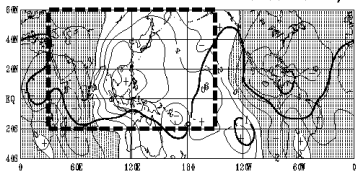
5(5- 9)DAY MEAN (9/23- 9/27)
850hPa STREAM FUNCTION AND ANOMALY
CONTOUR INT.: $1.0 \times 10^6 \text{m}^2/\text{s}$
ANOMALY: $2.0 \times 10^6 \text{m}^2/\text{s}$



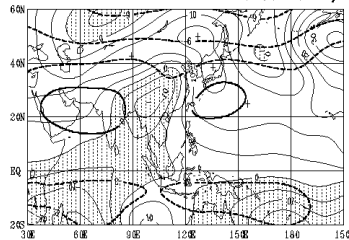
5(5- 9)DAY MEAN (9/23- 9/27)
PRECIPITATION ANOMALY
CONTOUR INT.: 8.0mm/day



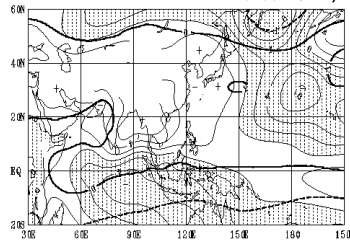
5(7- 11)DAY MEAN (9/25- 9/29)
200hPa VELOCITY POTENTIAL AND ANOMALY
CONTOUR INT.: $1.0 \times 10^6 \text{m}^2/\text{s}$
ANOMALY: $2.0 \times 10^6 \text{m}^2/\text{s}$



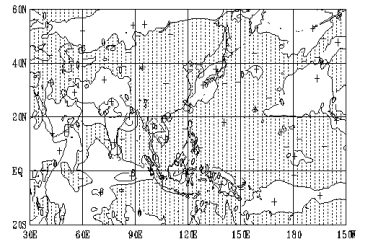
5(7- 11)DAY MEAN (9/25- 9/29)
200hPa STREAM FUNCTION AND ANOMALY
CONTOUR INT.: $3.0 \times 10^6 \text{m}^2/\text{s}$
ANOMALY: $5.0 \times 10^6 \text{m}^2/\text{s}$



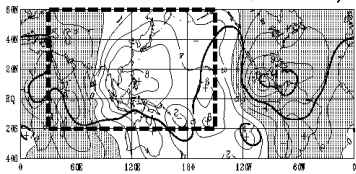
5(7- 11)DAY MEAN (9/25- 9/29)
850hPa STREAM FUNCTION AND ANOMALY
CONTOUR INT.: $1.0 \times 10^6 \text{m}^2/\text{s}$
ANOMALY: $2.0 \times 10^6 \text{m}^2/\text{s}$



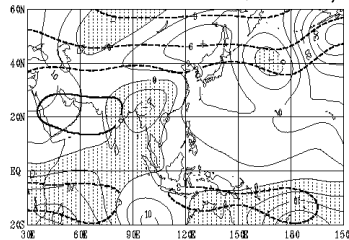
5(7- 11)DAY MEAN (9/25- 9/29)
PRECIPITATION ANOMALY
CONTOUR INT.: 8.0mm/day



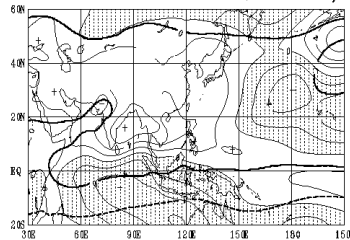
5(9- 13)DAY MEAN (9/27-10/ 1)
200hPa VELOCITY POTENTIAL AND ANOMALY
CONTOUR INT.: $1.0 \times 10^6 \text{m}^2/\text{s}$
ANOMALY: $2.0 \times 10^6 \text{m}^2/\text{s}$



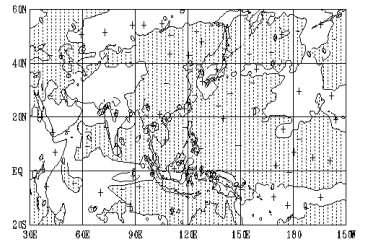
5(9- 13)DAY MEAN (9/27-10/ 1)
200hPa STREAM FUNCTION AND ANOMALY
CONTOUR INT.: $3.0 \times 10^6 \text{m}^2/\text{s}$
ANOMALY: $5.0 \times 10^6 \text{m}^2/\text{s}$



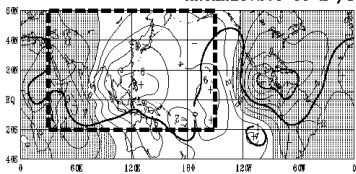
5(9- 13)DAY MEAN (9/27-10/ 1)
850hPa STREAM FUNCTION AND ANOMALY
CONTOUR INT.: $1.0 \times 10^6 \text{m}^2/\text{s}$
ANOMALY: $2.0 \times 10^6 \text{m}^2/\text{s}$



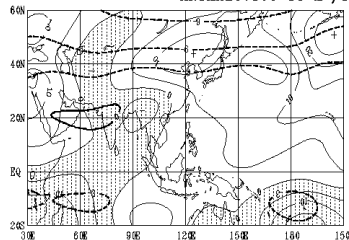
5(9- 13)DAY MEAN (9/27-10/ 1)
PRECIPITATION ANOMALY
CONTOUR INT.: 8.0mm/day



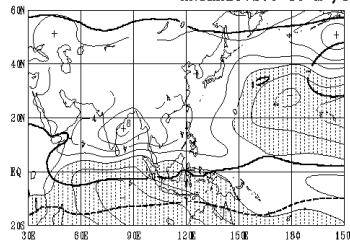
5(11- 15)DAY MEAN (9/29-10/ 3)
200hPa VELOCITY POTENTIAL AND ANOMALY
CONTOUR INT.: $1.0 \times 10^6 \text{m}^2/\text{s}$
ANOMALY: $2.0 \times 10^6 \text{m}^2/\text{s}$



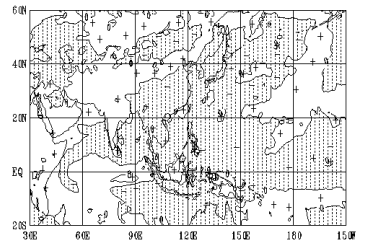
5(11- 15)DAY MEAN (9/29-10/ 3)
200hPa STREAM FUNCTION AND ANOMALY
CONTOUR INT.: $3.0 \times 10^6 \text{m}^2/\text{s}$
ANOMALY: $5.0 \times 10^6 \text{m}^2/\text{s}$



5(11- 15)DAY MEAN (9/29-10/ 3)
850hPa STREAM FUNCTION AND ANOMALY
CONTOUR INT.: $1.0 \times 10^6 \text{m}^2/\text{s}$
ANOMALY: $2.0 \times 10^6 \text{m}^2/\text{s}$



5(11- 15)DAY MEAN (9/29-10/ 3)
PRECIPITATION ANOMALY
CONTOUR INT.: 8.0mm/day



2週間気温予報資料（4） 各種時系列

初期値：2019. 9.18.12 UTC

