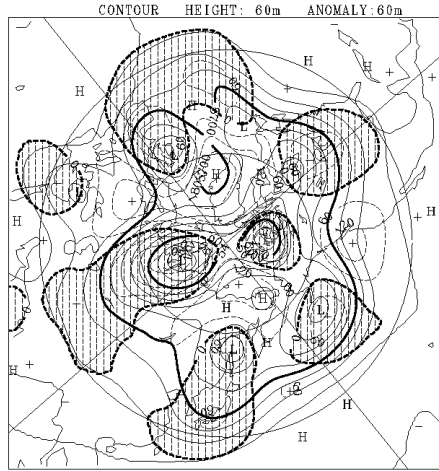


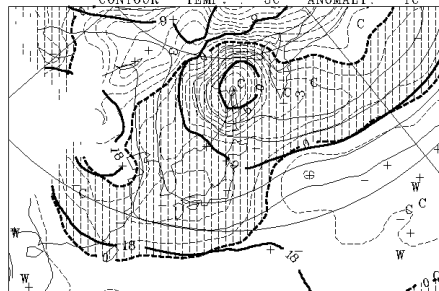
早期警戒情報資料 (1) 実況解析・熱帯中緯度予想図

初期値 : 2019. 6.16.12 UTC

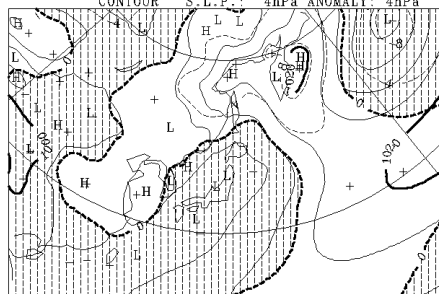
7(-5- 1)DAY MEAN (6/11- 6/17)
500hPa HEIGHT AND ANOMALY



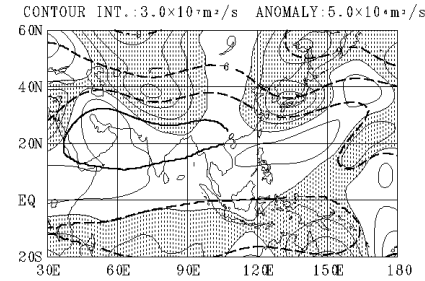
850hPa TEMPERATURE AND ANOMALY



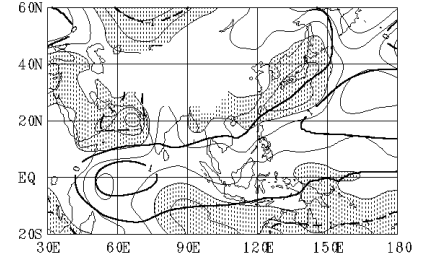
S.L.P. AND ANOMALY



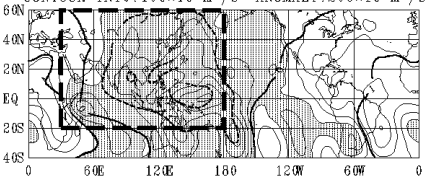
7(-5- 1)DAY MEAN (6/11- 6/17)
200hPa STREAM FUNCTION AND ANOMALY



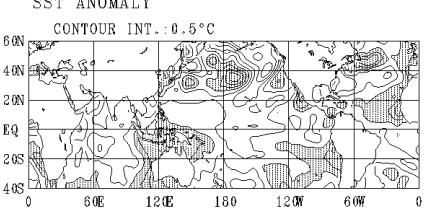
850hPa STREAM FUNCTION AND ANOMALY



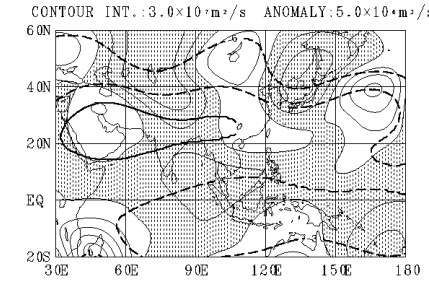
200hPa VELOCITY POTENTIAL AND ANOMALY



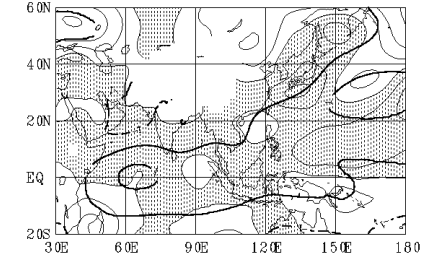
2(-2- -1)DAY MEAN (6/14- 6/15)
SST ANOMALY



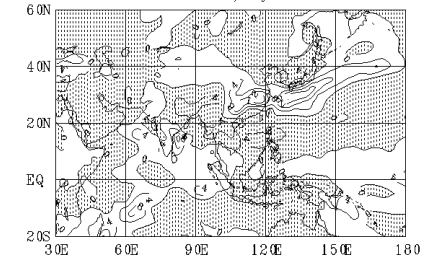
7(2- 8)DAY MEAN (6/18- 6/24)
200hPa STREAM FUNCTION AND ANOMALY



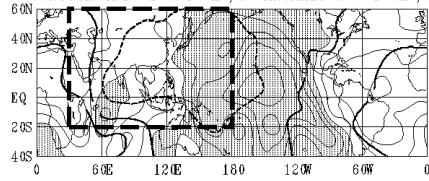
850hPa STREAM FUNCTION AND ANOMALY



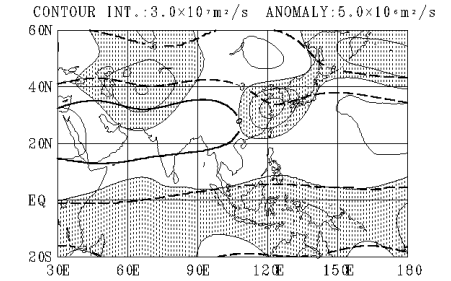
PRECIPITATION ANOMALY



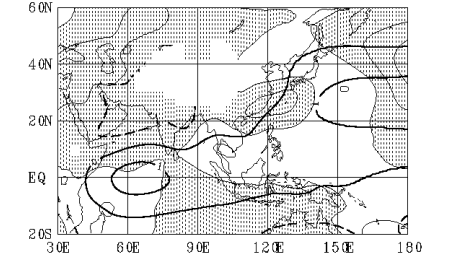
200hPa VELOCITY POTENTIAL AND ANOMALY



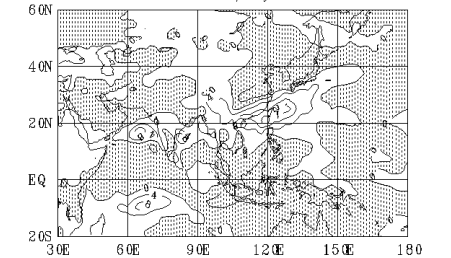
7(9- 15)DAY MEAN (6/25- 7/ 1)
200hPa STREAM FUNCTION AND ANOMALY



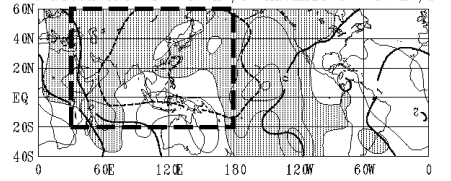
850hPa STREAM FUNCTION AND ANOMALY



PRECIPITATION ANOMALY



200hPa VELOCITY POTENTIAL AND ANOMALY

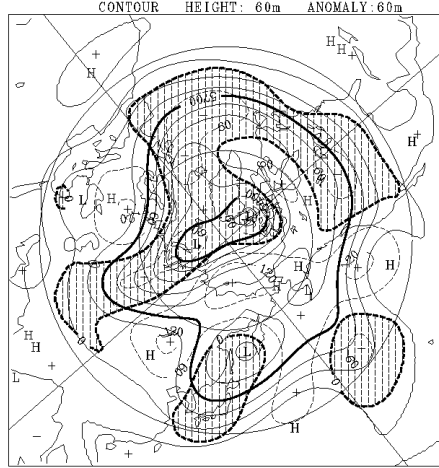


早期警戒情報資料 (2)

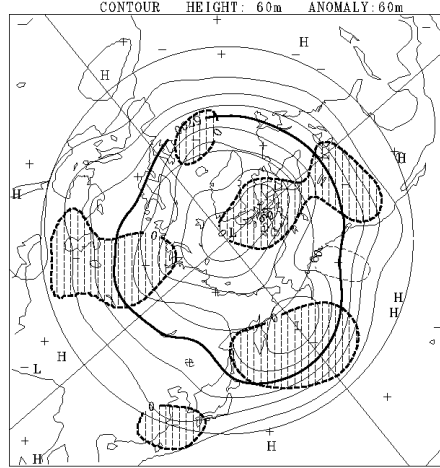
北半球予想図・スプレッド・高偏差確率

初期値 : 2019. 6.16.12 UTC

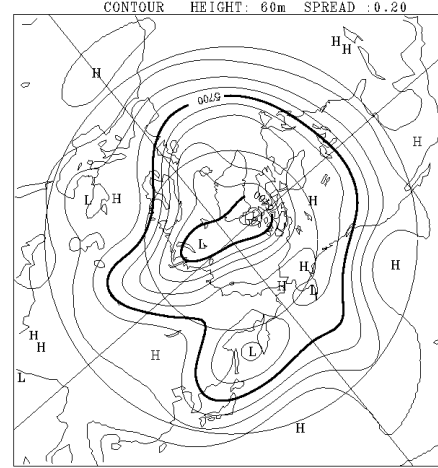
7(2- 8)DAY MEAN (6/18- 6/24)
500hPa HEIGHT AND ANOMALY



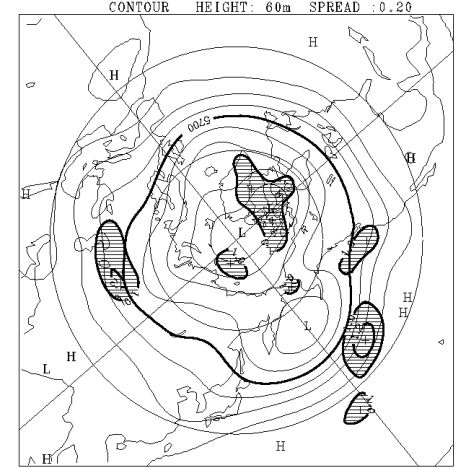
7(9-15)DAY MEAN (6/25- 7/ 1)
500hPa HEIGHT AND ANOMALY



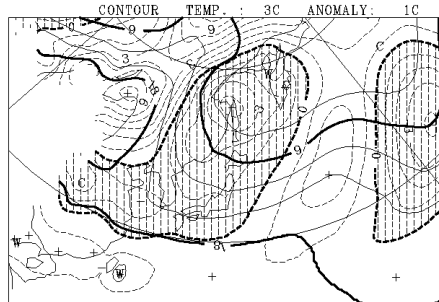
7(2- 8)DAY MEAN (6/18- 6/24)
500hPa SPREAD AND HEIGHT



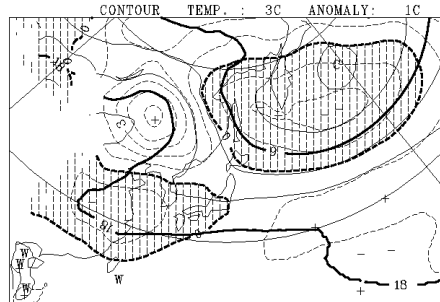
7(9-15)DAY MEAN (6/25- 7/ 1)
500hPa SPREAD AND HEIGHT



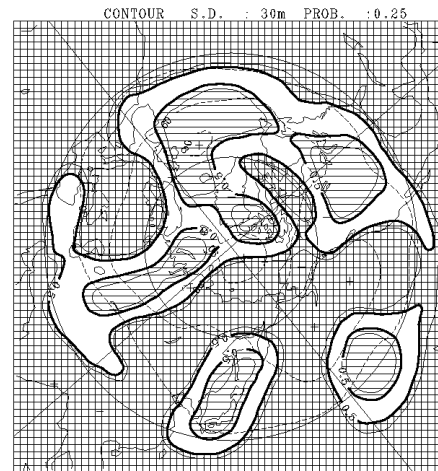
850hPa TEMPERATURE AND ANOMALY



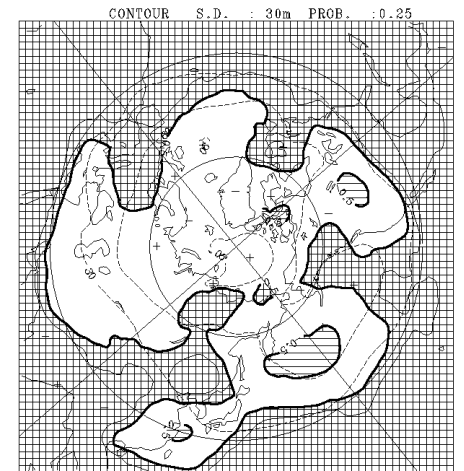
850hPa TEMPERATURE AND ANOMALY



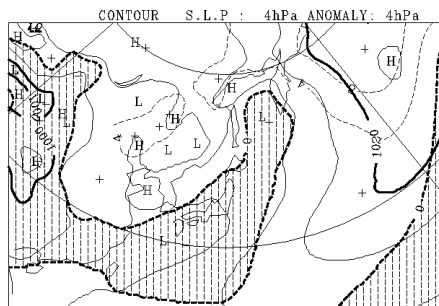
PROB. OF H. ANOMALY AND S.D.



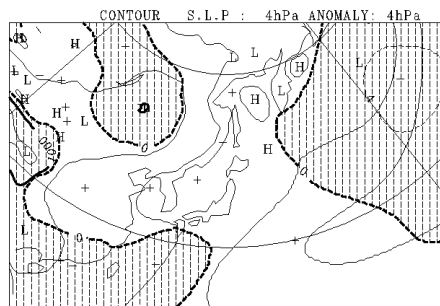
PROB. OF H. ANOMALY AND S.D.



S.L.P. AND ANOMALY



S.L.P. AND ANOMALY



早期警戒情報資料 (3) 各種時系列

初期値 : 2019. 6.16.12 UTC

